



Cleveland College Preparatory School is a public charter school serving K-8 students in the Slavic Village community. The school's culture of high expectations has resulted in consistent academic achievement and growth including a 15% increase in performance this year. Families return generation after generation to the community-oriented school known for its

involved leadership team, memorable school traditions, and extensive extracurricular programming.

The school implements a one-to-one laptop program for all grade levels. Extracurricular activities include Student Government and a Student Mentor Program. The school's strong sports record continues with League Championship titles for Girls Basketball and Girls Volleyball in 2022-23.

MISSION STATEMENT

To prepare students for a college preparatory high school that will ensure success and graduation from a four-year college.



GRADES SERVED

K - 8

PRINCIPAL

Antonio Gaines

EXECUTIVE PRINCIPAL

Phillip Penn

REGIONAL VICE PRESIDENT

Debroah Mays

SCHOOL YEAR OPENED

2010-11

MANAGED BY ACCEL SINCE

2017-18

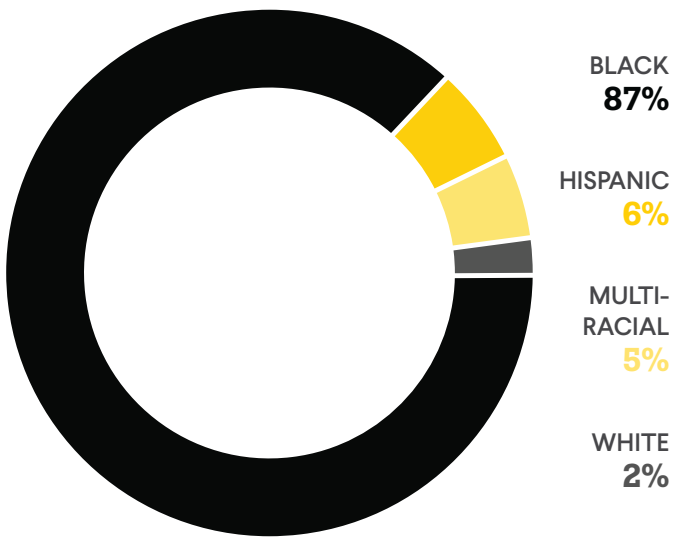
AUTHORIZER

**Ohio Council of
Community Schools**



2022-23
ANNUAL REPORT

STUDENT DEMOGRAPHICS

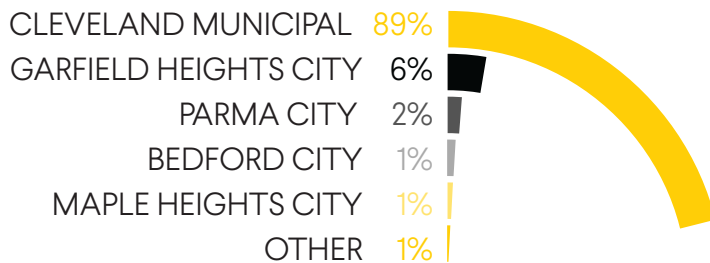


177
AVERAGE DAILY
ENROLLMENT



82%
AVERAGE DAILY
ATTENDANCE

DISTRICTS OF RESIDENCE

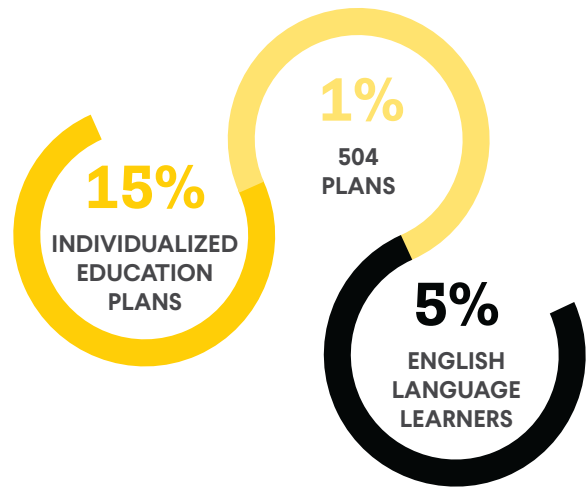


INSTRUCTIONAL & SUPPORT STAFF

AVERAGE CLASS SIZE **30**

STAFF TO STUDENT RATIO **25:1**

SPECIAL POPULATIONS



100% ECONOMICALLY DISADVANTAGED

24% STUDENT MOBILITY RATE


0% UNHOUSED

HIGHLIGHTS

- Achieved a 15% year-over-year performance increase
- 100% of students met the state requirements for promotion to Grade 4
- Provided 1155 instruction hours, 26% more than the Ohio requirement for charter schools
- Campus improvements included new paint and banner in the foyer, new paint and flooring in gym & additional signage at front entrance
- Security updates included adding new cameras and Eagle Eye Network surveillance system
- Participated in NOCL non-profit sports program for Boys Basketball, Girls Basketball, Girls Volleyball & Cheerleading
- Won League Championship in Girls Volleyball & Girls Basketball!
- Hosted summer enrichment program in conjunction with NEO College Prep for students in Grades 3-7 focused on reading (ELA) math, social & emotional learning, and extracurricular options such as STEM, physical education, and the arts. Teachers used a scope and sequence to teach ELA and Math standards that were not mastered during the 2022-23 school year
- Initiated Student of the Month & Teacher of the Month recognition programs
- Expanded PBIS program implementation by offering prizes from classroom teachers and the school-wide merit store for positive behaviors, attendance & academic performance

STATE REPORT CARD

PERFORMANCE INDEX SCORE 52.5	OVERALL RATING ★★
ACHIEVEMENT COMPONENT ★	PROGRESS COMPONENT ★★
GAP CLOSING COMPONENT ★	EARLY LITERACY COMPONENT ★




ACADEMIC PROGRESS

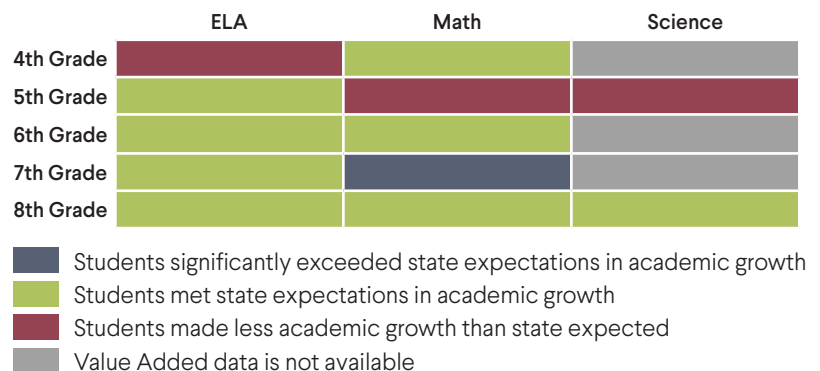
Through a well-rounded curriculum that engages students, instructional hours above state requirements, and targeted interventions, Cleveland College Preparatory School continues steady academic recovery coming out of the pandemic. The school achieved an over 15% Performance Index (PI) score increase year-over-year.

Additionally, according to i-Ready results, 46% of students met the average growth level in Math for their grade level, with 87% growth being the average. Students in Grades 1, 2, 4 & 6 performed exceptionally well with over 100% progress made. Similarly, 42% of students met the average growth level in Reading for their grade level, with 79% growth being the average. Students in Grade 3 achieved over 100% progress.

YOY PERFORMANCE INDEX SCORE

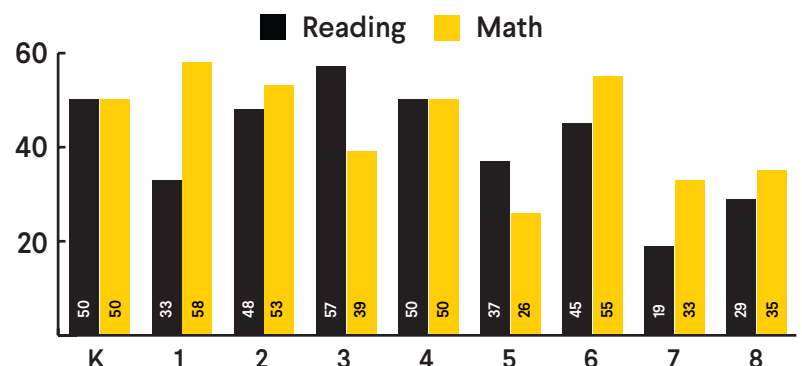


PROGRESS COMPONENT RATINGS BY SUBJECT & GRADE LEVEL



AVERAGE ANNUAL GROWTH IN READING & MATH

i-Ready Assessment, Fall 2022 to Spring 2023





SONYA BOYD
SCHOOL BOARD CHAIRWOMAN

AARON BERG
VICE CHAIRMAN

MANDISA LEWIS
SECRETARY

KAREN LEWIS
TREASURER

RODNEY LEWIS
BOARD MEMBER



AUTHORIZED BY

Ohio Council of Community Schools (OCCS) uses various methods to evaluate the school's performance including published tests and other academic scores such as the Local Report Card produced by the state of Ohio and other supporting data. OCCS regional representatives visit our partner schools regularly ensuring compliance with federal, state, and contractual requirements. The results of this monitoring for the 2022-2023 school year are published in the 2022-2023 Ohio Council of Community Schools Annual Report, available after November 30 at www.ohioschools.org.



FINANCIAL DATA

State Sources	2,149,488
Federal Sources	2,074,806
Local Sources	0
TOTAL REVENUES	\$4,224,294

Salaries & Wages	842,140
Employee Benefits	209,453
Purchased Services	1,988,108
Supplies & Materials	196,825
Capital Outlay	269,876
Other Expenses	8,699
TOTAL EXPENSES	\$3,515,100

At time of publication, 2023 fiscal year data was not available from the Ohio Auditor of State. For updated information visit:
www.auditor.state.oh.us

